

### What are Navicare Dome Lights?

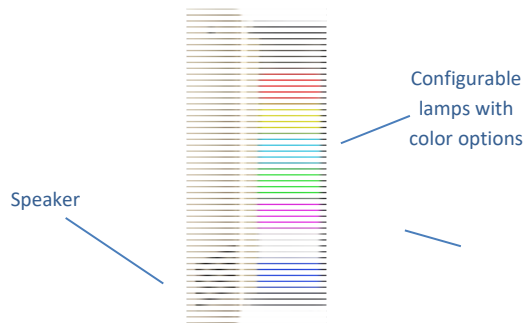
The Navicare Dome Light is a signaling device that is placed in the hallway outside of patient rooms to inform caregivers about events occurring inside of the patient's room. Different patterns and colors can be configured to illuminate for various events such as:

- Staff emergency
- Code calls
- Calls from Patients

### What do the various Navicare Dome Light Configurations Represent?

There are configurable LEDs or Lamps that have several color options for patient care events. The LED lamps can be a specific color and steady, slow flashing, or fast flashing as an indicator for these events.

There is also a dome light speaker that can emit an audible tone for with the light alerts.



When the Navicare Pillow Speaker is pressed in the patient's room, the dome light will illuminate to indicate what type of assistance is needed within the room.



The dome light will also display a color alert if a Staff member requests assistance in a patient's room by pressing the appropriate buttons or utilizing the code blue pull bar on the Navicare Wall unit.



Any action completed on the Pillow Speaker, Navicare Wall unit or from the bathroom call bells, will send a call to the Navicare Nursing Station Unit Staff Console.



### Navicare Dome Light Configurations:

The Navicare Dome Light has been configured to illuminate in relation to calls made from the Navicare Pillow Speaker, Wall Unit and bathroom call bells. Examples of current configurations that have been established for calls made from patient rooms in the Pavilion are as follows:

### Light Displays from Pillow Speaker Calls



- **This is considered to be a Normal non specific Patient Call**  
--Dome Light Shows **ALL LIGHTS White/Slow Flashing**



- **Patient Pain Related Call**  
--Dome Light Shows **(2) Lowest Lights (1) Red, (1) White/Slow Flashing**



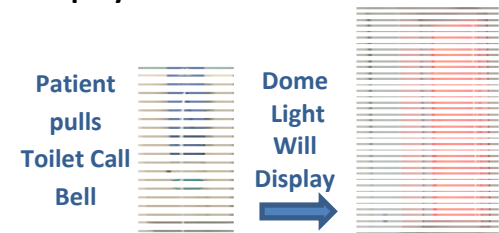
- **This is a request to go to the bathroom**  
--Dome Light Shows **(2) Lowest Lights (1) Yellow, (1) White/Slow Flashing**

### Calls Bell in Bathroom

Each of the bathrooms in the Pavilion patient rooms has two call bells located in the bathroom. One is located by the toilet and the other by the shower area. Calls from these call bells are routed the same way calls from the pillow speaker are.




### Light Displays from Bathroom Call Bells



- **There is a request for help from the Patient Toilet**


--Dome Light Shows **ALL LIGHTS**  
**Red Lights/Fast Flashing**



- **This is a Patient Shower HELP Call**  
 --Dome Light Shows **ALL LIGHTS**  
**Red Lights/Fast Flashing**

**Navicare Dome Light Configurations for Other Call Events:**

- Patient Equipment such as **Bed, Pillow Speaker or Call Cord Disconnected from Wall Jack**  
 --Dome Light Shows All **Pink Lights Fast Flashing**




- Patient **Bed Exit**  
 --Dome Light Shows All **Yellow Lights Fast Flashing**




- Patient Equipment Alert such **High Pressure Vent, Vent Disconnect from Patient, or Sitter Select**  
 --Dome Light Shows All **White Lights Fast Flashing**




- Patient **Staff Assistance Needed**  
 --Dome Light Shows All **Green Lights Slow Flashing**




- Patient **Falls Risk**  
 --Dome Light Shows 4 middle **Yellow Lights Steady**



- **Staff Emergency**  
 --Dome Light Shows All **Red Lights Fast Flashing**



- Patient **Code Blue**  
 --Dome Light Shows All **Blue Lights Fast Flashing**




While the various lamp colors and flashing patterns display on the Navicare Dome Lights, calls are also being routed to the main Navicare Nurse Console Unit. Some calls will also be sent to the Connect Phones



**Stony Brook**  
**Medicine**

*Smart Room Technology*

*NaviCare*  
*Dome Lights*



*Quick Reference Guide*

**For issues with the CareAware Roomlink**  
**Call the HELP desk**  
**at 4-HELP (444-4357)**